

DOOR DÉCOR

PERSONALITY FOR YOUR HOME

STARMARK
Cabinetry

INSERT DOORS AND DRAWERS



Choose from these Door and Drawer Options, and then personalize with the inserts shown on pages 2-3.



Mullion Door
with Clear glass



Mission II Door
with homeowner supplied glass



Mission III Door
with metal insert in Brushed Bronze Aluminum finish



Insert Door
with Prairie glass



Thornton Door
with Woven Wire insert



Insert Door
with homeowner supplied fabric



Insert Drawer
with Clear glass



Vegetable Storage Drawer
with Clear glass



COTTAGE WIRE INSERTS

Copper



Brass



Antique Silver



WOVEN WIRE INSERT



BRASS GRILLE INSERT



METAL INSERTS

Brushed Bronze



Brushed Pewter



Ragged Copper



Copper Stratus



Metallic Perforated



Drawer Insert • Fruit Pattern
Copper Finish



Drawer Insert • Grapevine Pattern
Old Zinc Finish



Drawer Insert • Oak Leaf Pattern
Tin Finish

Ask about matching Punched Tin inserts for valances.



PUNCHED TIN INSERTS

Door Insert
Oak Leaf Pattern
Tin Finish



Door Insert
Southwest Pattern
Tin Finish



Door Insert
Pineapple Pattern
Old Zinc Finish



Door Insert
Tulips Pattern
Old Zinc Finish



Door Insert
Grapevine Pattern
Old Zinc Finish



Door Insert
Flower Pattern
Copper Finish



Door Insert
Fruit Pattern
Copper Finish



Lattice* Heirloom* Lace* Garden* Radius* Mullion*



Mission* Prairie* Classic* Unity* Diamonds*


* Glass available only as shown. Patterns are shown with lead coming – brass coming available on some patterns.



Arts & Crafts* Craftsman*




ETCHED GLASS INSERTS
Grapevine* Ivy*



Green
Lt. Amber
Dark Amber



TEXTURED GLASS INSERTS
Water
Clear Bevel
Clear



STYLING OPTIONS

Styling options are available on select doors. Please consult with your StarMark Cabinetry Specialist to determine availability on the door you have chosen.


Furniture Pegs

This option gives a rustic character to door styles. A 5/16" square wooden peg is driven into a 3/8" diameter drill hole. The gaps between the peg and the hole are visible and are not filled. Single and double pegs are available.




Decorator Edge

When a door is created with a Decorator Edge, it will have additional profile levels, catching additional glaze "hang-up" and creating more detail.



5 Piece Header

Constructing a drawer front with the Five Piece Header option creates more detailing and more interest.



Regent Profile

The Regent Profile has three graduated steps ascending to the center of the drawer front, adding dimension and detailing for minimal cost.



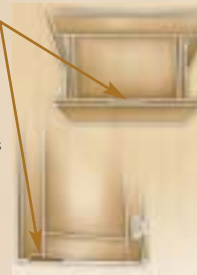
Bevel Pulls

When hardware pulls and handles are not wanted, the top or bottom edges of drawers and doors in some styles may be beveled all along the edge to provide a spot for fingers to grab and pull open.





Finger Routes

Finger routes are small indentations added to cabinetry door and drawer edges, eliminating the need for hardware pulls and handles.



HARDWARE COLLECTION



600 East 48th Street North • Sioux Falls, SD 57104 • 1-800-594-9444 • www.starmarkcabinetry.com

© 2005 StarMark Cabinetry SM 1400-A

Please bear in mind that variation is inherent in wood, and actual finishes may differ substantially from what you see here. As we continually seek to improve materials and production methods, StarMark reserves the right to change specifications, offerings or designs without notice.