

Living Well is in the Details

Built to Order

We craft Woodharbor Exterior Doors per order (available in a number of designs and wood species).

Prompt Delivery

We deliver Woodharbor Doors in 4-6 weeks carefully packaged and wrapped in Woodharbor air ride furniture vans.

Quality Wood Species

We select premium grades of North American hardwoods (solid woods & veneers) across the face of the door. Woodharbor hardwoods include:

- Red Oak
- Poplar - Stain Grade
- Knotty Alder
- Select Alder
- Cherry
- Quarter Sawn White Oak
- Mahogany

Hinges

Hinges: 10 stocked hinge finishes available. Architectural grade ball bearing, 5 knuckle butt hinges standard. Decorative hinge tips available in ball, urn and steeple styles.

Specifications

(nominal dimensions)

Stiles: 6" wide
Top Rail: 4 3/4" wide
Bottom Rail: 8" wide
Lock Rail: 8" wide
Intermediate Stiles & Rails: 4 3/4"

Raised Panel: 1 1/4" created by sandwiching a 3/8" core between two solid wood staved panels.

Flat Panel: 3/4" created by sandwiching a 3/8" core between two solid wood staved panels.

Standard Sizes

(nominal dimensions)

Door width: 3/0 and 3/6
Sidelight width: 1/0 and 1/2
Door and Sidelight height: 6/8, 7/0 & 8/0
Transom height: 1/0
Door thickness: 1 3/4" or 2 1/4"
Many custom sizes and styles can be acomodated. Call Customer Service for availability.

For More Information

This brochure shows only a sample of our products. For more about Woodharbor Exterior Doors & other Woodharbor products, please visit our website: www.woodharbor.com.

1 Year Limited Warranty

Woodharbor Exterior Doors manufactured and finished by Woodharbor Doors & Cabinetry, Inc. are warranted to the original homeowner/buyer for 1 year from the date of shipment from the factory. Unfinished Woodharbor Exterior Doors have a 90 day limited warranty.

Printing Limitations

Accuracy of reproduced color is subject to printing limitations. Please review actual color samples and displays before selecting a finish.

Please Note

We reserve the right to make changes and improvements in materials, specifications and designs without prior notice.

© 2008 Woodharbor Doors & Cabinetry, Inc.
3277 Ninth Street SW
Mason City, IA 50401

Printed in the USA.

PREMIUM
CUSTOM
EXTERIOR
DOORS

*Bring your home
to life.*



**WOODHARBOR**
Doors & Cabinetry

**WOODHARBOR**
Doors & Cabinetry



WOODHARBOR

Exterior Doors

Your home's Exterior Doors shelter you and welcome others to your personal world. They make a visual statement for all to see.

Woodharbor Exterior Doors offer you custom crafting, inspired artistry and highest quality materials. You'll achieve lasting beauty with our premium hardwoods, sturdy dowel construction, precise joint alignment, uniquely cushioned floating panels, hand-sanding & beautiful finishes.

Our work begins well before you select styles, woods & finishes, and it continues until you are completely satisfied. Using a meticulous balance of personal workmanship and modern technology, we create Exterior Doors of enduring quality & beauty.

Each time you walk through them, you'll appreciate how Woodharbor Exterior Doors bring your home to life.

Make yours a Woodharbor home.

Inside & out, your home's design quality hinges on consistency. All elements of color, texture & functionality should perform in unison – whether blended, contrasting or monotonal. To achieve the highest level of design consistency, Woodharbor offers you beautifully crafted Cabinetry, Doors & Millwork that work artfully together.



In matching or complementary styles, woods & finishes, Woodharbor creates exceptional...

- exterior doors
- kitchen & bath cabinetry
- interior doors
- fireplace mantels
- detailed molding & millwork

With Woodharbor, you'll achieve complete creative cohesion. Your home's most obvious, most interactive features will offer harmonious visual beauty. Whether you plan to build or remodel, Woodharbor will bring your home to life.



Glass Doors

Our Glass/Panel Combination Exterior Doors blend the warmth of wood with the inviting clarity of glass to enhance the beauty and functionality of your entryway.


With Woodharbor's precise craftsmanship and thoughtful artistry, each of our Glass Doors makes a quietly powerful architectural statement. Our many designs can be fitted with clear glass or other decorative options to suit your personal style.

Within and without, illuminate your home with Woodharbor Glass Doors.

Clearly Dramatic

glass options and patterns


Clear



Bondurant



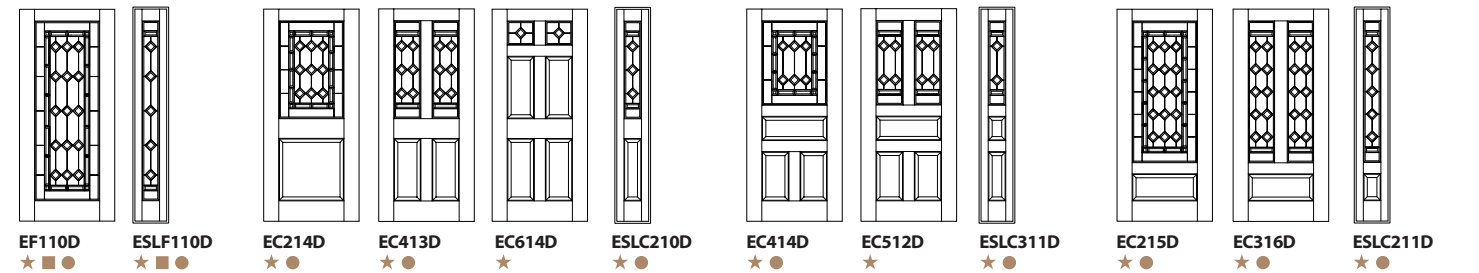
ET110B
★ ■ ●
All transoms will fit with any combination of door and sidelight configurations.



De Forest



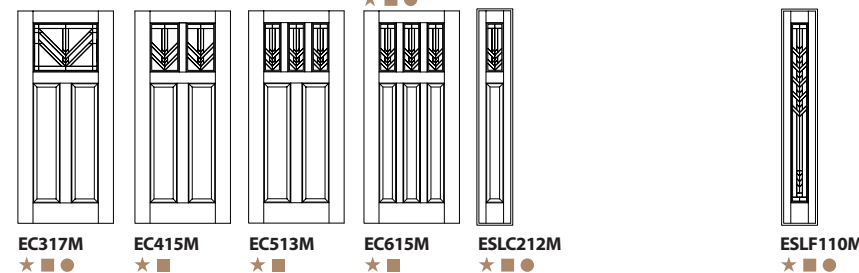
ET110D
★ ■ ●



Minneola



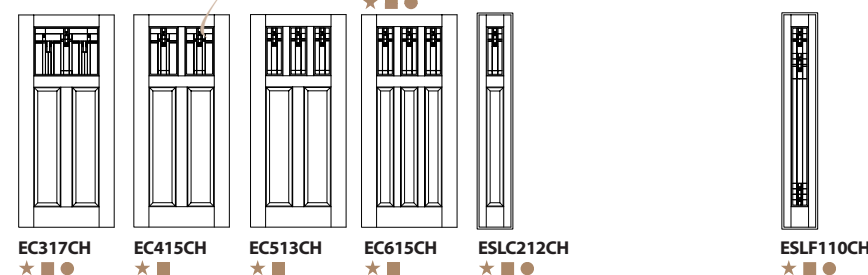
ET110M
★ ■ ●



Charnley



ET110CH
★ ■ ●



Woodharbor exterior doors are available with four unique glass configurations and clear glass.

Woodharbor exterior doors are available in these door style collections.



EC3-15
Knotty Alder,
Carmel

Raised Panel Doors

Woodharbor's classic Charleston Raised Panel Exterior Doors afford you abundant design options to augment your home's appeal.

Our Worthington Raised Panel Exterior Doors include decorative applied molding styles in numerous woods and finishes.

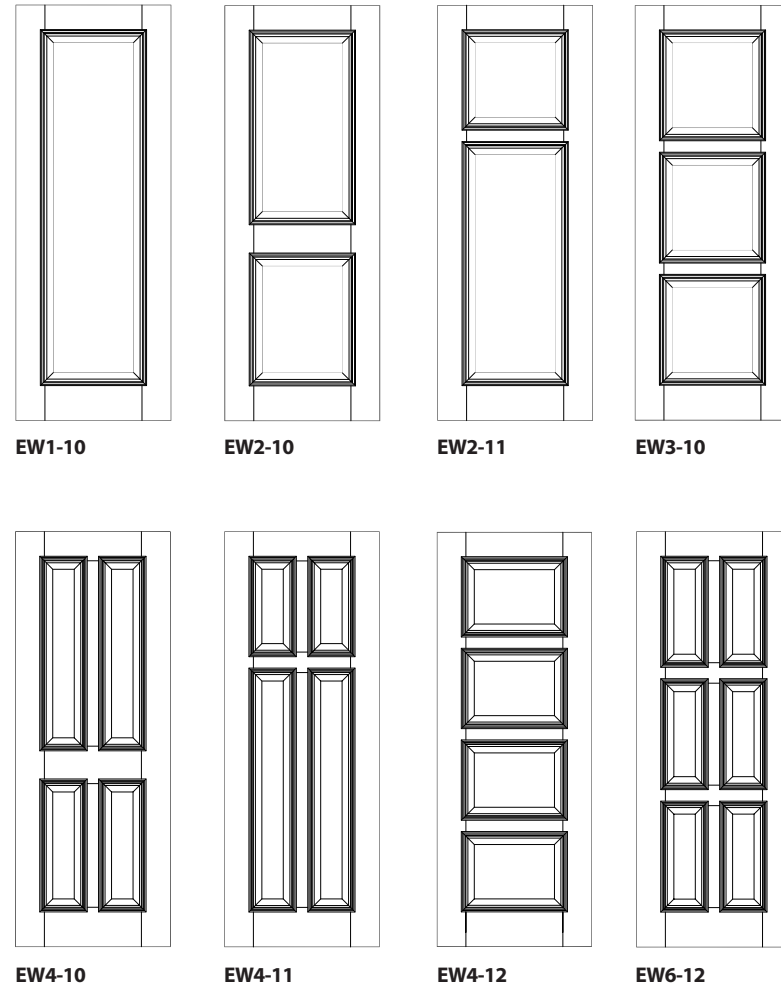
We construct Exterior Doors with solid wood raised panels and lumber core stiles/rails. We hand-sand each Door and apply finish from Woodharbor's premium palette.

Elevate your home stylishly with Woodharbor Raised Panel Doors.




EW3-10
Cherry,
Nutmeg

Worthington



Charleston



Exquisitely Detailed

Flat Panel Doors

Newport



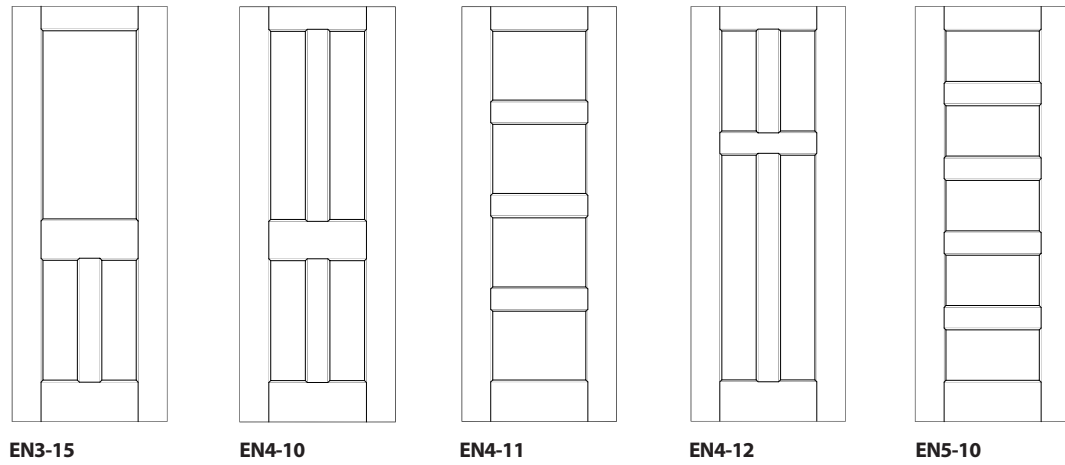
EN4-12
Mahogany,
Amaretto

The elemental sophistication of Woodharbor Flat Panel Exterior Doors brings timeless style to your home. Their clean lines and classic styling put them in a class apart.


Our striking selections range from a recessed-panel Shaker style to traditional or contemporary door style configurations, all created with Woodharbor's superior woods and matchless craftsmanship.

Grant your home the gracious, understated elegance it deserves.

Newport



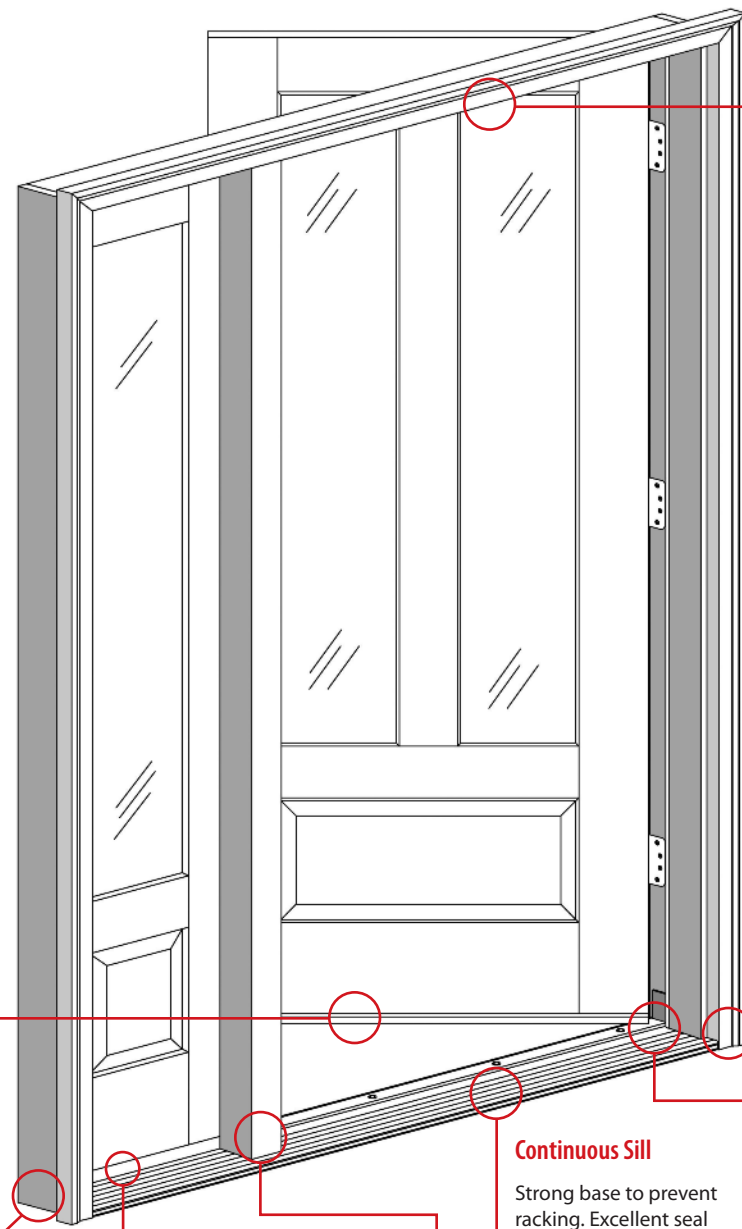
Newport



Simply Stylish

Woodharbor Exterior Door Systems

A precise blend of traditional craftsmanship and modern millwork technology goes into each Woodharbor Exterior Door. A choice of Endura framing components featuring FrameSaver® technology or matching wood species framing components are available.



Door Bottom

Double-bulb door bottom atop an adjustable threshold for an excellent seal.

A choice of:
FrameSaver® Jamb Leg

Unique wood composite material guaranteed for life against rot and insect damage. Rabbed to the continuous sill for a perfect fit and frame strength.

OR

Matching Wood Species Frame Leg*



Continuous Header

Strength for sidelights added to a mull door combination frame system.



A choice of:
FrameSaver® Brick Mold

The same superior FrameSaver® technology as jamb legs and mull posts.


OR

Matching Wood Species Brick Mold*



Corner Pads & Weather Strips

Work together to form a compression corner seal for a leak-free door.



Continuous Sill


Strong base to prevent racking. Excellent seal when adding sidelights.

Sill Cover

Durable material for valuable protection to the sill during construction.

Sidelight Cap

Specially designed to allow for perfect panel placement and secure sealing.



A choice of:
FrameSaver® Mull Posts

2 1/2" solid wood for superior strength and perfect fit to the sill contour.

OR

Matching Wood Species Mull Posts*

*Does not include FrameSaver® features.

Framing Components

Woodharbor Exterior Doors offer a choice of Endura® or matching wood species framing components for pre-hung configurations. Matching wood specie(s) framing components will be solid wood and do not include FrameSaver® technology.

Endura® features FrameSaver® technology that is engineered into the frame legs, mull posts and brick mold to protect the frame base. Finger-jointed to the end of the clear pine frame, the wood composite material finishes like wood, does not absorb moisture and is guaranteed for life to resist rot and insect damage.

Endura® composite Z-Classic sills don't absorb water, preventing rot & warp. The threshold cap is a simulated co-extruded Walnut finish for good wear and a nice look. This synthetic cap & nosing material prevents warp, rot & wear. The high dam overlap cap with dual durometer seal keeps out air & water. Patented inactive sidelight cap is specifically designed to allow for perfect panel placement and secure sealing.

Endura® weatherstrip, Simple Solution® corner pads and double-bulb door bottom create consistent compression for a long-lasting seal against air & water. For convenience in the finishing process, the weather strip and corner pads are covered with temporary plastic film.

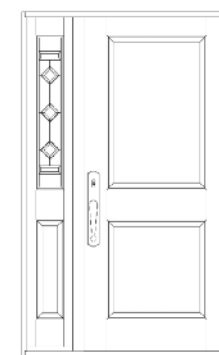
Framing Configurations



Single Door



Single Door with Sidelight right



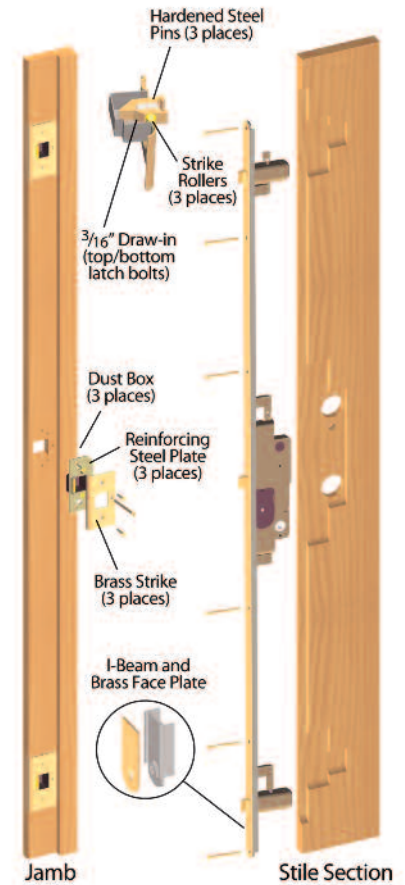
Single Door with Sidelight left



Single Door with Double Sidelight



Single Door with Double Sidelight and Transom



Multi-Point Hardware

Woodharbor Exterior Doors use W&F Manufacturing's revolutionary Trilennium™ Multi-Point Hardware system for superior closure and sealing. I-beam construction means greater strength, stiffness and security in the complete lock system.