

# DOOR DÉCOR

PERSONALITY FOR YOUR HOME

**STARMARK**  
*Cabinetry*

# INSERT DOORS AND DRAWERS



Choose from these Door and Drawer Options, and then personalize with the inserts shown on pages 2-3.



**Mullion Door**  
with Clear glass



**Mission II Door**  
with homeowner supplied glass



**Mission III Door**  
with metal insert in Brushed Bronze Aluminum finish



**Insert Door**  
with Prairie glass



**Thornton Door**  
with Woven Wire insert



**Insert Door**  
with homeowner supplied fabric



**Insert Drawer**  
with Clear glass



**Vegetable Storage Drawer**  
with Clear glass



COTTAGE WIRE INSERTS

Copper



Brass



Antique Silver



WOVEN WIRE INSERT



BRASS GRILLE INSERT



METAL INSERTS

Brushed Bronze



Brushed Pewter



Ragged Copper



Copper Stratus



Metallic Perforated



Drawer Insert • Fruit Pattern  
Copper Finish



Drawer Insert • Grapevine Pattern  
Old Zinc Finish



Drawer Insert • Oak Leaf Pattern  
Tin Finish

Ask about matching Punched Tin inserts for valances.



PUNCHED TIN INSERTS

Door Insert  
Oak Leaf Pattern  
Tin Finish



Door Insert  
Southwest Pattern  
Tin Finish



Door Insert  
Pineapple Pattern  
Old Zinc Finish



Door Insert  
Tulips Pattern  
Old Zinc Finish



Door Insert  
Grapevine Pattern  
Old Zinc Finish



Door Insert  
Flower Pattern  
Copper Finish



Door Insert  
Fruit Pattern  
Copper Finish



Lattice\* Heirloom\* Lace\* Garden\* Radius\* Mullion\*



Mission\* Prairie\* Classic\* Unity\* Diamonds\*


\* Glass available only as shown. Patterns are shown with lead coming – brass coming available on some patterns.




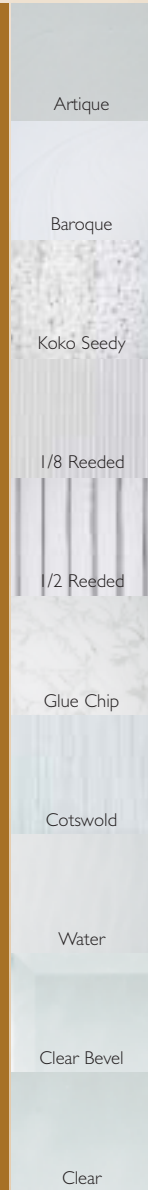
Arts & Crafts\* Craftsman\*



ETCHED GLASS INSERTS  
Grapevine\* Ivy\*



TEXTURED GLASS INSERTS  
Green  
Lt. Amber  
Dark Amber



## STYLING OPTIONS

Styling options are available on select doors. Please consult with your StarMark Cabinetry Specialist to determine availability on the door you have chosen.


### Furniture Pegs

This option gives a rustic character to door styles. A 5/16" square wooden peg is driven into a 3/8" diameter drill hole. The gaps between the peg and the hole are visible and are not filled. Single and double pegs are available.




### Decorator Edge

When a door is created with a Decorator Edge, it will have additional profile levels, catching additional glaze "hang-up" and creating more detail.



### 5 Piece Header

Constructing a drawer front with the Five Piece Header option creates more detailing and more interest.



### Regent Profile

The Regent Profile has three graduated steps ascending to the center of the drawer front, adding dimension and detailing for minimal cost.



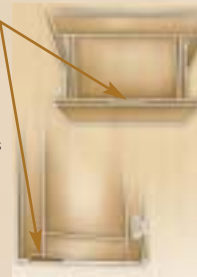
### Bevel Pulls

When hardware pulls and handles are not wanted, the top or bottom edges of drawers and doors in some styles may be beveled all along the edge to provide a spot for fingers to grab and pull open.




### Finger Routes

Finger routes are small indentations added to cabinetry door and drawer edges, eliminating the need for hardware pulls and handles.



# HARDWARE COLLECTION



600 East 48th Street North • Sioux Falls, SD 57104 • 1-800-594-9444 • [www.starmarkcabinetry.com](http://www.starmarkcabinetry.com)

© 2005 StarMark Cabinetry SM 1400-A

Please bear in mind that variation is inherent in wood, and actual finishes may differ substantially from what you see here. As we continually seek to improve materials and production methods, StarMark reserves the right to change specifications, offerings or designs without notice.