

FLEX TRIM





The easiest way to get great curves

Beautiful architecture often calls for rounded windows, decorative doors and archways, curved wall moulding and curved staircases. Achieving this look has always required expensive and time-consuming wood based solutions. Until the innovation of Flex Trim[®] this kind of attention to detail had long stood as a symbol of wealth because of the high cost associated with it.

With the introduction of Flex Trim[®], the first flexible moulding, all that has changed, because Flex Trim[®] can be manufactured more quickly than wood millwork at one third the cost of curved wood mouldings. Today Flex Trim[®] is used for residential and commercial applications inside and outside, with results that consistently outperform natural wood. Because of the cost savings, Flex Trim[®] can now be found throughout the world in a variety of applications from baseboards to roof and garage door trim. From elegant crown mouldings to chair rail moulding and even picture frames, the application is endless.





Flex Trim®

... a technological breakthrough.

As the industry leader in flexible moulding, our reputation for consistent innovation has led to advancements that are unmatched.

We introduced advancements such as Zzzz Flex®, a high-density, hand-crafted architectural moulding that is firm, yet more flexible than any product on the market.

With Zzzz Flex® you have the unique flexibility to fit radius shapes that other products just can't match. We also pioneered Xtrulinear®, the perfect solution for long straight and curved lengths, with the same flexibility of our standard Flex Trim® product. Xtrulinear® comes in custom length rolls of up to 500 ft.

There are more than 8,000 Flex Trim® patterns available, and we continue to make new designs daily. Please visit our website, chances are we have exactly what you are looking for. If not, we can make it for you! That's right. We'll custom make Flex Trim® to meet your specific needs.

With all Flex Trim® products there are no seams to crack, and, because Flex Trim® is made from a polymer resin, it is impervious to moisture, so it won't rot or swell. Flex Trim® truly has the beauty of real wood, yet it is weather resistant and can be painted or stained for a finish that's just like wood. Be sure to insist on the authentic Flex Trim® brand.



Perfect for so many applications...

- Round Windows
- Decorative Doors
- Archways
- Crown Mouldings
- Baseboards
- Chair Rail
- Garage Door Trim
- Round Frames
- Curved Wall Moulding
- Form Boards
- Countertop Trim
- Curved Stair Trim
- Roof Trim
- Yachts

Flex Trim® - Our standard Flex Trim® resin moulding is the ideal companion to real wood moulding because it makes the trim on curved walls and round windows easy to install at one third the cost of curved wood mouldings. Even our custom, made-to-order Flex Trim® is less than half the cost of machine or hand-shaped curved wood moulding.

Flex Trim's traditional crown moulding shapes will bend to an exact fit, making it easy to install both inside and outside true radius wall curvatures (refer to page 10 or price guide for limitations chart). Flex Trim® handrails are available in 8, 12 and 16 foot lengths that will flex to fit most curved staircase or railing applications. Of course when Flex Trim® is used as a decorative railing cap it must be supported by a rigid structural railing system.

All Flex Trim® products are extremely durable. The resin we use is not affected by salt, moisture, heat or cold, so it's great for interior and exterior applications. Most Flex Trim® mouldings are available in both paint grade and stain grade. Available wood grades are listed with each moulding profile drawing online. If you need a specific wood grade that we do not offer, we can create it for you. Simply call us at 1-800-FLEXTRIM. Best of all, both standard and custom Flex Trim® orders are delivered within days of ordering.

Zzzz Flex® - Extreme Flexibility

Zzzz Flex® is an upgrade from original Flex Trim®. It's made from a stronger, more durable material that offers extreme flexibility for more complex applications. Zzzz Flex® custom profiles match other rigid moulding products so that square and radius mouldings transition perfectly with this super-flexible moulding.

The unique resin used in Zzzz Flex® produces a superior product that will flex to fit any true radius arc of 18 inches or larger. It is exceptionally flexible, strong and durable. While both original Flex Trim® and Zzzz Flex® are ideal for interior and exterior use, Zzzz Flex® offers flexibility that is unsurpassed by any flexible moulding.

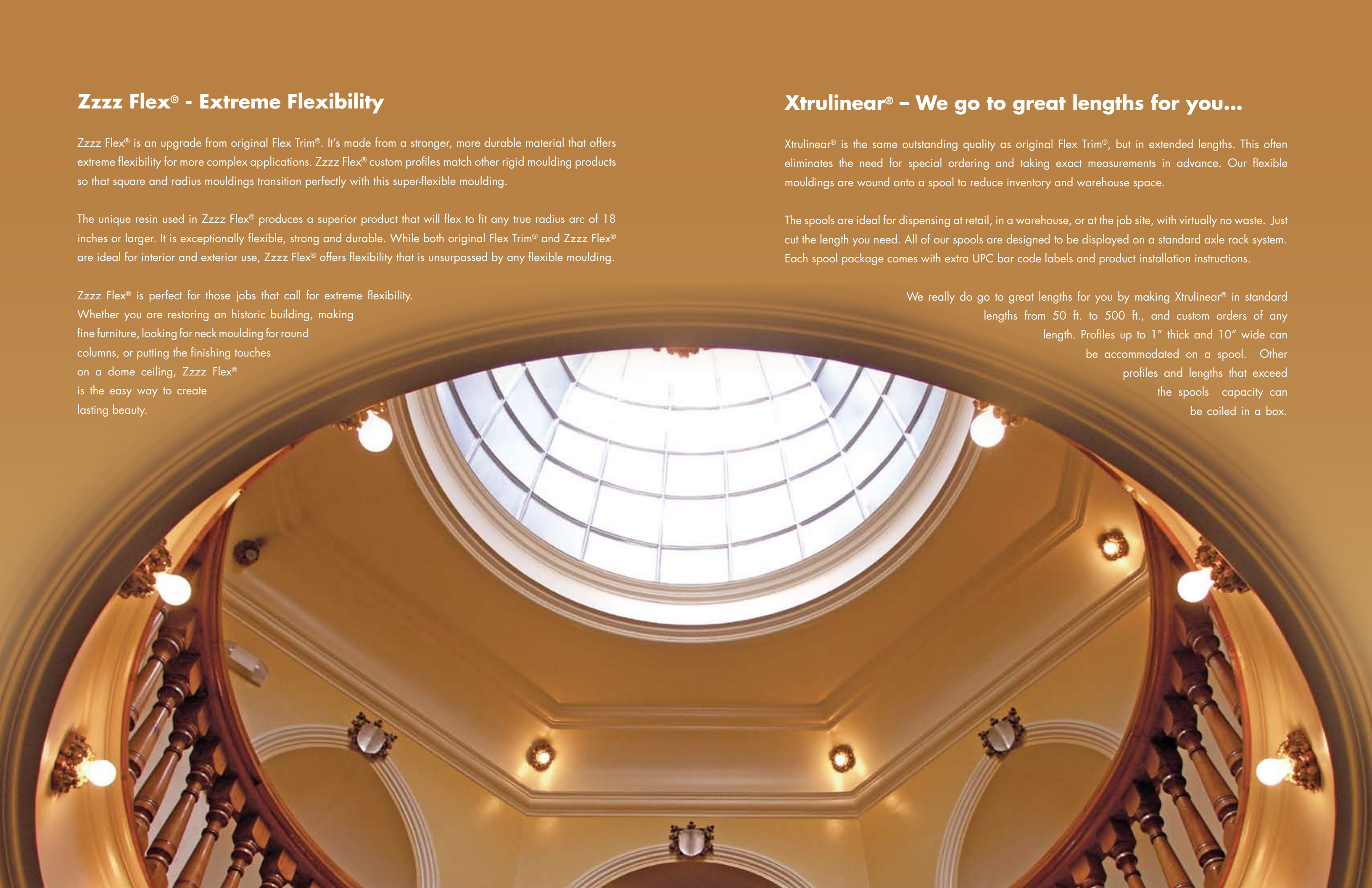
Zzzz Flex® is perfect for those jobs that call for extreme flexibility. Whether you are restoring an historic building, making fine furniture, looking for neck moulding for round columns, or putting the finishing touches on a dome ceiling, Zzzz Flex® is the easy way to create lasting beauty.

Xtrulinear® – We go to great lengths for you...

Xtrulinear® is the same outstanding quality as original Flex Trim®, but in extended lengths. This often eliminates the need for special ordering and taking exact measurements in advance. Our flexible mouldings are wound onto a spool to reduce inventory and warehouse space.

The spools are ideal for dispensing at retail, in a warehouse, or at the job site, with virtually no waste. Just cut the length you need. All of our spools are designed to be displayed on a standard axle rack system. Each spool package comes with extra UPC bar code labels and product installation instructions.

We really do go to great lengths for you by making Xtrulinear® in standard lengths from 50 ft. to 500 ft., and custom orders of any length. Profiles up to 1" thick and 10" wide can be accommodated on a spool. Other profiles and lengths that exceed the spool's capacity can be coiled in a box.





Installation

Cutting

1. Flex Trim® does not have to be warmed to avoid cracking or breakage.
2. Flex Trim® flexes and installs best when heated to 80 degrees to bend easier.
3. Remove from box, bend backwards and heat in sun, heated room or oven.
4. Flex Trim® may be cut, fitted and fastened in the same manner as with real wood.

Fastening

1. Using adhesive, mastic or resin epoxy glue alone produces best fastening results.
2. The best fastening way is to nail through a block of wood placed over face of moulding and remove nail and block after adhesive cures.
3. Surface protrusion defects can occur if nails are placed too close to edges.
4. Surface depression defects can occur if nails are not set deep enough or at least 1/3 of material thickness depth.
5. Glue joints and miters with our "No Nail" brand glue, or with any fast cure resin or epoxy glue.
6. Do not use wood glue.
7. Repair cracks or breaks with epoxy glue.

For Best Results

Best installation results when fastening Flex Trim® to a straight, true and clean surface, Flex Trim® is flexible and will conform to that surface. Adjust and align accordingly with clamps, pry and shim to relieve nail tension, achieving a straight, true and ripple free surface appearance.

Installation Tips

1. Remove Flex Trim® from box, bend backwards and heat in sun or heated room.
2. Never pre-finish Flex Trim® before installation.
3. Check the surface to which you are applying Flex Trim® to ensure it is smooth and flat.
4. Do not use staples or nails with large heads.
5. Always install nails at least 1/4" away from edges to avoid bumps in the material.
6. For a cleaner finished look, use adhesive with nails or without nails.

Flex Trim® and Zzzz Flex® Warranty

Flex Trim® warrants that for the "lifetime" of ownership Flex Trim® and Zzzz Flex® moulding is free from defects in material and workmanship. "Lifetime" means as long as the purchaser owns the structure to which the Flex Trim® or Zzzz Flex® mouldings are attached. Upon proper installation of the moulding, Flex Trim® will repair or replace, at its option, any Flex Trim® or Zzzz Flex® moulding that has failed as a result of defective material or workmanship of Flex Trim®. In the event of a claim against this warranty, proof of purchase, with date, will be required to affect such a claim. Installation cost not included. Flex Trim® gives no other warranty either expressed or implied.

Painting

1. Wipe surface clean with paint thinner or mild solvent.
2. Sand lightly to improve paint bond.
3. Fill imperfections or depressions with hard plastic resin filler and sand surface flat.
4. Never paint before installation.
5. All paints work well.

Staining

1. Clean surface prior to staining.
2. Fill nail holes prior to staining with plastic resin filler.
3. Fasten product without using nails for best stain results.
4. Gelled stains or those with heavy pigments work best.
5. Wipe on stain and remove excess with cloth and dry brush color light or dark.
6. Clear coat over stain using spray application only.
7. Do not brush on or sand in between coats.
8. Achieving light natural wood colors may require stain tinting and glazing techniques.

Grades

Most of our mouldings are available in paint grade and stain grade. Available wood grades are listed with each profile on our website. If you need a specific wood grade that we do not offer, we will tool one to match.

Match the look of any stain on real wood moulding with stain grade Flex Trim® wood grains.



Knotty Alder Flex Trim®
with rosewood stain



Knotty Alder Flex Trim®
with oak stain



Mahogany Flex Trim®
with mahogany stain



Maple Flex Trim®
with oak stain



Knotty Alder Flex Trim®
with cherry stain



Maple Flex Trim®
with cherry stain



Mahogany Flex Trim®
with rosewood stain

Limitations Charts

Xtrulinear®	
Ft/Spool	Profile Size
500'	3/4" x 3/4"
250'	1/2" x 2"
100'	3/4" x 2-1/4"
75'	3/4" x 3-1/2"

Pre-forming Limitations		
Profile Size	Minimum Diameters	Minimum Radius
6" to 8"	4'	24"
5" to 5-15/16"	3'	18"
3-1/2" to 4-15/16"	2'-4"	14"
2" to 3-7/16"	1'-6"	9"

True Radius Flexibility Range

Casing Size	Diameters	Expands	Contracts
3/4" x 3-1/2"	1'-6" through 3'-0"	4"	2"
3/4" x 3-1/2"	4'-0" and larger	10"	6"

Ordering

With more than 8,000 standard mouldings to choose from you are likely to find just what you are looking for at www.FlexTrim.com. Most simple contours can usually be formed right at the job site. If you need wider width moulding to bend sideways, or in some other direction, we can pre-form the product in our factory for a guaranteed perfect fit every time.

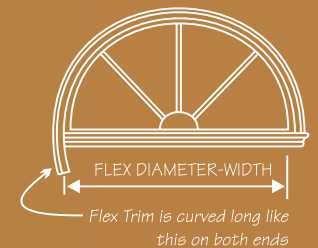
True Radius (template not required)

Half Circles - included in price guide

Full Circles - diameter (inches) x 4 = material length

Arc Eyebrows - rise (inches) x 3 + width (inches) = material length

Quarter Circles - radius (inches) x 2 = material length



Standard

True Radius Flex Casing

Straight Flex Casing

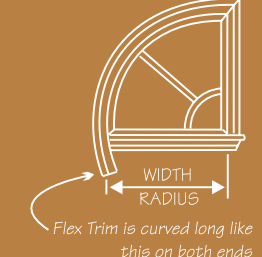
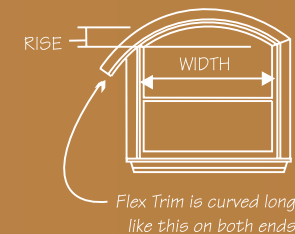

Straight Flex Base Moulding

Straight Flex Crown Moulding

Straight Flex Panel Moulding

Straight Flex Chair Rail

Small Square Moulding Profile



Custom Shapes

Irregular Radius Casing*

Radius Crown Moulding


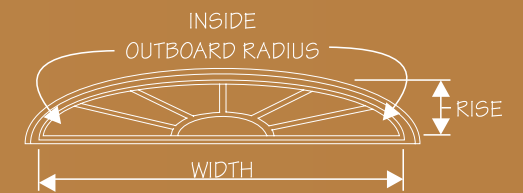
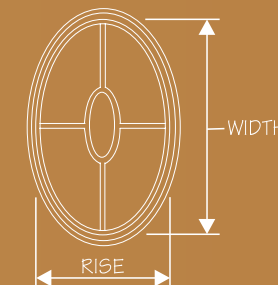
Elliptical Casing*

Oval Casing*

Round Column Base Moulding

Odd Irregular Radius Shapes*

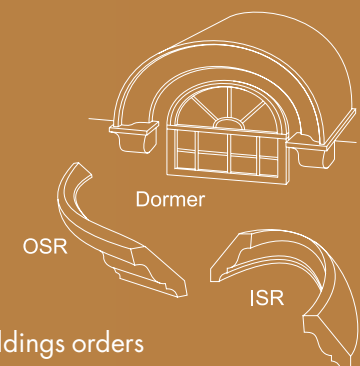
Large Moulding Profiles



Crown and Dormer Applications

It is important to include with your order which way the curve of your application bends.

- If the wall curves in away from you it is an Inside Radius (ISR)
- If the wall curves out toward you it is an Outside Radius (OSR)



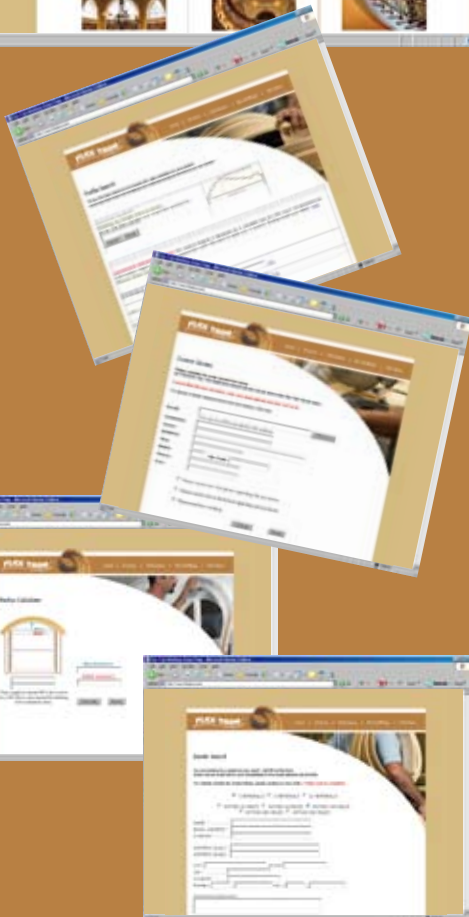
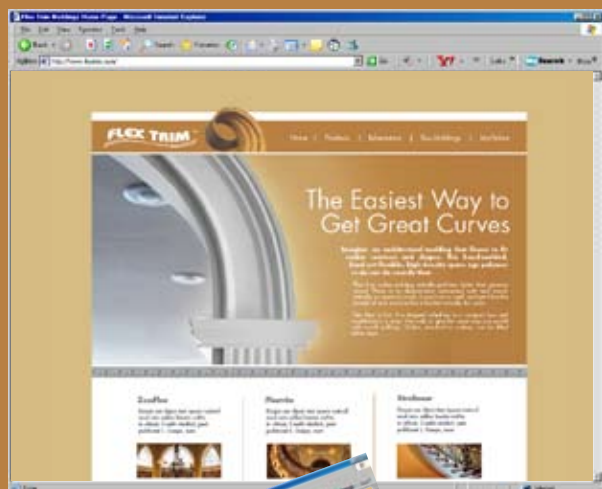
You can also order custom moulding profile shapes. Standard and custom mouldings orders can be filled within a few days. Orders are shipped rolled in a compact box or on a Spool. Consult our website or call us at 1-800-FLEXTRIM for custom orders or details.

*template required

Flex Trim® Online

Flex Trim® Online gives you fast and easy access to more than 8,000 wood moulding patterns recreated using our poly resin process.

To access our 8,000 profiles at www.FlexTrim.com, select BUY MOULDING from the navigational options on the homepage. You will receive four options to help you through selection process.



OPTION 1: Profile Search: Search our profiles to find a specific line drawing and retail list pricing.

OPTION 2: Custom Quotes: Unable to find what you need? With a few simple measurements we can tell you what it will cost to recreate your moulding pattern.

OPTION 3: Radius Calculator: Find the exact amount of material needed for your application.

OPTION 4: My Online: This page includes a dealer link to online ordering, order confirmation and shipment tracking.



www.FlexTrim.com
P.O. Box 589 Troy, AL 36081
1-800-FLEXTRIM (1-800-353-9874)
Fax: 1-800-874-6832